

Note on English translation / Hinweise zur englischen Fassung

This is a translation of the technical data sheet valid in Germany.

All stated details and properties are in compliance with the regulations of the German standards and building regulations. They are only applicable for the specified products, system components, application rules, and construction details in connection with the specifications of the respective certificates and approvals.

Knauf Gips KG denies any liability for applications outside of Germany as this requires changes acc. to the respective national standards and building regulations.

KNAUF

K762.de

GKF - DIN 18180 DF - EN 520

Drywall Systems

2012-02

Knauf Safeboard

the lead-free X-ray shielding board GKF for X-ray facilities

Product Description

- Board type
DIN 18180 GKF
EN 520 DF
- Colour of gypsum core: yellow
- Colour of board liner: ivory
- Back side marking: red

Order information

Board thickness 12.5 mm

- 2500x625 mm Material no. 00132849

Customized lengths on request

Storage

Store boards on wooden pallets in a dry environment.

Fields of Application

Knauf Safeboard sX-ray shielding boards are used for room-enclosing constructions of X-ray facilities for radiation shielding.

Systems:

- X-Ray shield ceilings
- X-Ray shield partitions
- X-Ray shield furrings

Properties and Added Value

- Cost-effective X-ray protection
- Easy application
- Good coherence of structure when exposed to fire
- Non-combustible
- Concave and convex bending is possible
- Folding with mitring is possible
- Low expansion and shrinkage when climate conditions change

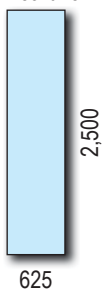
K762.de Knauf Safeboard

the lead-free X-ray shielding board GKF for X-ray facilities




Technical Data

■ Board format (in mm):



■ Edge types

- Long edges with paper lining: **HRK**



- Front edges: **SK**

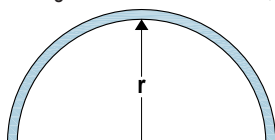


■ Dimension tolerances acc. to EN 520:

- Width: +0 / -4 mm
- Length: +0 / -5 mm
- Thickness: +0.5 / -0.5 mm
- Angularity: ≤ 2.5 mm per m board width

■ Minimum bending radii

- Dry bending: $r \geq 2,750$ mm
- Wet bending: $r \geq 1,000$ mm



Board type:	GKF	DIN 18180
	DF	EN 520
Reaction to fire EN 13501-1:	A2-s1,d0 (B)	EN 520
Water vapour diffusion resistance μ :		EN ISO 10456
■ Dry	10	
■ Wet	4	
Thermal conductivity λ :	W/(m·K) ca. 0.26	following EN 12664

Shrinkage and expansion

- per 1 % change of relative air humidity: mm/m 0.005 - 0.008
- per 1 Kelvin change of temperature: mm/m 0.013 - 0.02

Density:	kg/m ³	≥ 1,400
Board weight:	kg/m ²	ca. 17.8

Flexural breaking load DIN 18180

■ Board thickness 12.5 mm

- Longitudinal direction: N ≥ 610
- Transverse direction: N ≥ 210

Max. limit for long term temperature exposure °C ≤ 50 (short-term ≤ 60)

	No. of boards	Total thickness mm	Tube voltage						
			60 kV	70 kV	80 kV	90 kV	100 kV	125 kV	150 kV
Lead	1	12.5	0.45	0.60	0.75	0.70	0.70	0.50	0.40
equivalence ¹⁾	2	25	0.90	1.20	1.50	1.40	1.40	1.00	0.80
(mm Pb)	3	37.5	1.35	1.80	2.20	2.10	2.10	1.50	1.10
	4	50	1.80	2.30	2.90	2.80	2.80	2.00	1.40
	5	62.5					3.40	2.40	1.70
	6	75					4.00	2.80	2.00

¹⁾ Intermediate values can be interpolated linearly. Determination of lead equivalence acc. to DIN 6812. For mammography applications (35 kV) one layer of safeboard is sufficient for X-ray shielding.

Notes

Application

Application should be done acc. to the applicable standards and acc. to the Knauf Brochure ST02 „Knauf Safeboard“.

Knauf Safeboard can be installed similarly to conventional gypsum boards. However, apply boards horizontally as cladding of partitions. If the boards are used as cladding of suspended ceilings, the max. axial spacing of the furring channels is reduced to 312.5 mm.

In order to avoid dust formation it is recommended to break the boards (score board liner with knife and break board along an edge, cut rear side board liner). Rework and bevel edges with Hand Rasp.

Use Knauf Diamant Screws XTN for fastening of the boards on metal or timber substructure.

Fill all joints (board joints and connections) with Safeboard Filler fully, i. e. continuously and over the entire cladding thickness of all Safeboard cladding layers (first filling run).

Safety notes

Wear a dust respirator (P2) when tooling Knauf Safeboards, particularly while sanding and sawing (e. g. with a hole saw).

Disposal

Waste code number (AVV code):

17 08 02

17 09 04

Knauf Direct

Technical Advisory Service:

▶ Phone: +49 9001 31-1000 *

▶ Fax: +49 1805 31-4000 **

▶ www.knauf.de

Knauf Gips KG Am Bahnhof 7, 97346 Iphofen, Germany

* Call rates to Knauf Direct from within the German landline network: 0.39 € per Min., Callers whose phone numbers are not registered in the Knauf address database, e. g. private builders or non-patrons are charged 1.69 €/Min. Calls from mobile phones may differ and will be charged acc. to net provider and call rate.

** Fax: 0.14 €/Min. within the German landline network

All technical changes reserved. Only the current printed instructions are valid. Our warranty is expressly limited to our products in flawless condition. All application quantities and delivery amounts are based on empirical data that are not easily transferable to other deviating areas. The stated information represents current state-of-the-art Knauf technology. The entire state of approved engineering rules, appropriate standards, guidelines, and rules of craftsmanship are not included herewith. These and all application instructions have to be adhered to separately by the installer.

All rights reserved. All amendments, reprints and photocopies, including those of excerpts, require the express permission of Knauf Gips KG, Am Bahnhof 7, 97346 Iphofen, Germany.

Delivery via professional building material distributors only, in accordance with our current business, delivery and payment terms.